

1973

Grady-White

Brochure

1973

GRADY-WHITE BOATS



BUILT FOR QUALITY . . . NOT QUANTITY



Grady-White.

Quality is our number one priority, not quantity.

For years, Grady-White had been well-known as a quality, wooden lapstrake boat builder. In 1968, National Boat Works began building fiberglass boats under the proud Grady-White trademark. Using the most up-to-date methods and equipment, we set out to build the best in fiberglass boats, still pursuing the same high quality standards which made the name Grady-White synonymous with quality in the wooden lapstrake boat.

And, we've succeeded. Take the helm of any beautiful Grady-White boat and see if you don't agree. You'll discover the very real difference that quality construction can make in durability . . . the difference that quality design can make in performance and stability . . . the difference that over-all quality can make in your boating pleasure.

Grady-White is the modern boat builder — as long as being modern means building a better boat. Because, when it comes to real, honest-to-goodness quality, we're as old-fashioned as they come. We are one of the few fiberglass boat builders still using the hand layup method. This means that we get as perfect a ratio of glass-to-resin as possible, giving us one of the strongest laminations in the industry . . . giving *you* one of the most durable fiberglass boats money can buy.

Our people have the pride of old-fashioned craftsmen, too. They treat each individual craft as if it were being built to fill a custom order for a very important person . . . you. Like you, most of them are true 'Boating People'. Like you, they appreciate the solid confidence and comfort that comes from having a well designed Grady-White fiberglass hull between them and the water. And, like you, they appreciate what you can't see in Grady-White's quality construction . . . including, positive foam flotation.

Beautiful, up-to-the-minute boats with built-in, old-fashioned quality . . . that's the hard-to-beat combination from Grady-White. For years of safe, dependable boating enjoyment, take a look at these 1973 Grady-White boats . . . Built for **quality**, not quantity.



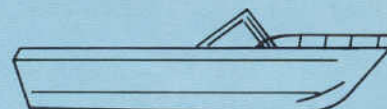
Quality Construction and Design . . . Profiles in Beauty



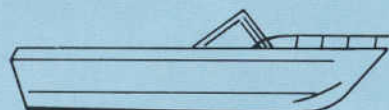
166 Sting Ray — 16'6"



171 Capri — 17'1"




183 Adventurer — 18'4"



184 Rogue — 18'4"



191 Sportsman — 19'1"



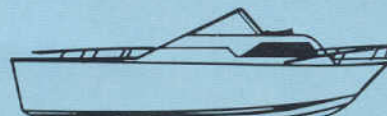
191-C Atlantic Weekender — 19'1"



192 Angler — 19'1"



212 Chesapeake — 21'2"



212-C Nassau — 21'2"



16 feet of spirit and spunk — the sure-footed Sting Ray. This sporty runabout does everything with sass — from quick, flat planing to stable, dry riding. She looks sassy, too. The striking, color-keyed all vinyl deluxe interior (found in all Grady-White boats) is wide and roomy with luxury, lay-down lounge seats and plenty of side stowage for skis or fishing gear. Move up to Grady-White and move out in the exciting Sting Ray.

STANDARD FEATURES:

- HAND LAYUP FIBERGLASS CONSTRUCTION
- POSITIVE FOAM FLOTATION
- Step-thru anodized aluminum windshield with tempered-glass
- Deluxe, color-keyed vinyl interior
- Custom woodgrain dash panel
- Molded-in accessory pocket and step
- Back-to-back lounge seats
- Quilted, full-length side storage shelves
- Custom hardware group
- Safety handrail
- Stylish bow rails
- Two-tone deck with non-skid area
- Anodized aluminum gunwale molding with vinyl insert
- Mechanical steering
- BIA approved lighting and ventilation

FACTORY OPTIONS AVAILABLE:

- Top and side curtains
- Aft curtain
- Mooring cover
- 12 gallon gas tank

SPECIFICATIONS:

- Centerline length16'6"
- Beam amidship79"
- Transom heightL.S.
- Transom width76"
- Gunwale length17'7"
- Depth amidship34"
- Maximum h.p.120
- Weight (approx.)975 lbs.

166

STING RAY





Grab a tow rope and skim along . . . behind the Capri. Stability is the word for this 17 foot action-loving craft. The tri-hull bow rider gives you razor-sharp performance as it glides across the water. Climb aboard this roomy craft. She offers spacious back-to-back sun lounger seating, full-length side stowage space, and a spacious bow seating area. Skiing, fishing, family cruising . . . Grady-White's responsive Capri has room for a crowd.

STANDARD FEATURES:

- HAND LAYUP FIBERGLASS CONSTRUCTION
- POSITIVE FOAM FLOTATION
- Walk-thru anodized aluminum windshield with tempered-glass
- Deluxe, color-keyed vinyl interior
- Custom woodgrain dash panel
- Glove box with lock
- Back-to-back lounge seats
- Large molded-in bow seats with storage below
- Thick vinyl-covered bow cushions
- Jump seats
- Quilted, full-length side storage shelves
- Custom hardware group
- Stylish bow rails
- Anodized aluminum gunwale molding with vinyl insert
- Mechanical steering
- BIA approved lighting and ventilation

FACTORY OPTIONS AVAILABLE:

- Top and side curtains
- Aft curtain
- Bow cover
- Mooring cover
- 18 gallon gas tank

SPECIFICATIONS:

- Centerline length 17'1"
- Beam amidship 84"
- Transom height L.S.
- Transom width 78"
- Gunwale length 19'3"
- Depth amidship 38"
- Maximum h.p. 135
- Weight (approx.) 1,220 lbs.

171

CAPRI





Cast off and you're on your way to excitement in one of the roomiest 18 footers around . . . the Adventurer. A bow rider with a broad 7½ foot beam and deep V hull, the Adventurer softens the roughest water. She's the perfect all-family boat for all water fun — skiing, scuba, fishing, cruising — with plenty of room for everyone. She's built for family safety, too. Like all Grady-White boats, the Adventurer has positive foam flotation.

STANDARD FEATURES:

- HAND LAYUP FIBERGLASS CONSTRUCTION
- POSITIVE FOAM FLOTATION
- Walk-thru anodized aluminum windshield with tempered-glass
- Deluxe, color-keyed vinyl interior
- Custom woodgrain dash panel
- Glove box with lock
- Back-to-back lounge seats
- Large molded-in bow seats with storage below
- Thick vinyl-covered bow cushions
- Jump seats
- Quilted, full-length side storage shelves
- Custom hardware group
- Stylish bow rails
- Anodized aluminum gunwale molding with vinyl insert
- Mechanical steering
- BIA approved lighting and ventilation

FACTORY OPTIONS AVAILABLE:

- Top and side curtains
- Aft curtain
- Bow cover
- Mooring cover
- Horn
- 18 gallon gas tank


SPECIFICATIONS:

- Centerline length 18'4"
- Beam amidship 90"
- Transom height L.S.
- Transom width 85"
- Gunwale length 19'3"
- Depth amidship 43"
- Maximum h.p. 170
- Weight (approx.) 1,420 lbs.



183

ADVENTURER





The Rogue lives up to its name and sets you apart from the rest of the pack. She's a hot combination of power, punch and peak handling performance with plenty of space. This V hull bow rider, with walk-thru windshield, will carry the whole crowd in smooth, dry Grady-White comfort. Skiing, fishing, cruising . . . the Rogue is the inboard/outboard that was made for action . . . the boat that leaves all others in her wake.

STANDARD FEATURES:

- HAND LAYUP FIBERGLASS CONSTRUCTION
- POSITIVE FOAM FLOTATION
- Walk-thru anodized aluminum windshield with tempered-glass
- Deluxe, color-keyed vinyl interior
- Custom woodgrain instrument panel with tachometer, oil and temperature gauges, ampmeter
- Glove box with lock
- Back-to-back lounge seats
- Large molded-in bow seats with storage below
- Thick vinyl-covered bow cushions
- Quilted, full-length side storage shelves
- Stylish bow rails
- Heavy-duty gunwale molding with vinyl insert
- Bilge pump; bilge blower
- 24 gallon gas tank with mechanical gauge
- Insulated engine box
- Standard power unit — 120 h.p.
- BIA approved lighting and ventilation

FACTORY OPTIONS AVAILABLE:

- Top and side curtains
- Aft curtain
- Bow cover
- Mooring cover
- Jump seats
- Horn
- Engine options available to 245 h.p.

SPECIFICATIONS:

■ Centerline length	18'4"
■ Beam amidship	90"
■ Transom height	38"
■ Transom width	85"
■ Gunwale length	19'3"
■ Depth amidship	43"
■ Weight (approx.)	2,240 lbs.

184

ROGUE





Function and style have been flawlessly combined in the Sportsman. With a modified V hull — boasting a beautiful, widely-flared bow, classic lapstrake design, 8' beam, plus positive foam flotation, the Sportsman lets you handle the rough water in comfort, safety *and* style.

The Sportsman also features back-to-back lounge seats, mechanical steering and an optional marine head — making boating fun and fishing what you've always wanted it to be.

STANDARD FEATURES:

- HAND LAYUP FIBERGLASS CONSTRUCTION
- POSITIVE FOAM FLOTATION
- Step-thru anodized aluminum windshield with tempered-glass
- Deluxe, color-keyed vinyl interior
- Custom woodgrain dash panel
- Glove box with lock
- Back-to-back lounge seats
- Quilted, full-length side storage shelves
- Custom hardware group
- Stylish bow rail
- Full non-skid deck
- Heavy-duty gunwale molding with vinyl insert
- Mechanical steering
- BIA approved lighting and ventilation

FACTORY OPTIONS AVAILABLE:

- Top and side curtains
- Aft curtain
- Mooring cover
- Pedestal chairs
- Jump seats
- Windshield wiper
- Horn
- 18 gallon gas tank
- Marine head

SPECIFICATIONS:

- Centerline length19'1"
- Beam amidship96"
- Transom heightL.S.
- Transom width85"
- Gunwale length20'9"
- Depth amidship40"
- Maximum h.p.180
- Weight (approx.)1,495 lbs.

191

SPORTSMAN





When you really want to get away from it all, the Atlantic Weekender is the answer. She's the handsome **outboard** cruiser that moves you up to cabin cruiser class in style. She boasts spacious sleeping accommodations, fresh water sink with storage cabinet, folding helmsman and companion seats, and, of course, all of the quality construction and features that boaters have come to expect from Grady-White.

For fishing, cruising or camping, this is the boat that will take you away from it all. Beautifully.

STANDARD FEATURES:

- HAND LAYUP FIBERGLASS CONSTRUCTION
- POSITIVE FOAM FLOTATION
- Tempered-glass, ventilating windshield; large, ventilating side cabin windows
- Deluxe, color-keyed vinyl interior
- Custom woodgrain dash panel
- Folding helmsman and companion chairs
- Jump seats
- Spacious sleeping accommodations with thick foam bunk cushions
- Fresh water sink with storage cabinet
- Fiberglass cabin inner-liner and nylon headliner
- Attractive cabin door
- Quilted, full-length side storage shelves
- Custom hardware group
- Stylish bow rail; cabin-top handrails
- Textured fiberglass, non-skid molded deck
- Heavy-duty gunwale molding with vinyl insert
- Mechanical steering
- BIA approved lighting and ventilation

FACTORY OPTIONS AVAILABLE:



- Top and side curtains
- Aft curtain
- Mooring cover
- Windshield wipers
- Horn
- 18 gallon gas tank
- Marine head

SPECIFICATIONS:

- Centerline length19'1"
- Beam amidship96"
- Transom heightL.S.
- Transom width85"
- Gunwale length20'9"
- Depth amidship41"
- Maximum h.p.180
- Weight (approx.)1,620 lbs.

191-C

ATLANTIC WEEKENDER





Just as her name implies, the Angler was designed with the fisherman in mind — with the stamina to run all day, *plus* the comfort to leave you relaxed and ready to fish. Featuring a newly designed deep V hull, wide 8 foot beam, two removable bait wells and a new-this-year, optional marine head, the Angler offers the comfort, safety and space normally found only in larger boats. And, although the Angler is 'your' boat, she does double duty as a first-class family boat, too!

STANDARD FEATURES:

- HAND LAYUP FIBERGLASS CONSTRUCTION
- POSITIVE FOAM FLOTATION
- Anodized step-thru windshield with tempered-glass
- Deluxe, color-keyed vinyl interior
- Custom woodgrain instrument panel with tachometer, oil and temperature gauges, ampmeter
- Glove box with lock
- Two removable bait wells (aft deck)
- Back-to-back lounge seats
- Quilted, full-length side storage shelves
- Custom hardware group
- Stylish bow rail
- Heavy-duty gunwale molding with vinyl insert
- Full, non-skid forward deck
- Bilge pump; bilge blower
- 36 gallon gas tank with mechanical gauge
- Insulated engine box
- Standard power unit — 120 h.p.
- BIA approved lighting and ventilation

FACTORY OPTIONS AVAILABLE:

- Top and side curtains
- Aft curtains
- Mooring cover
- Pedestal chairs
- Jump seats
- Windshield wiper
- Horn
- Marine head
- Engine options available to 245 h.p.

SPECIFICATIONS:

- Centerline length19'1"
- Beam amidship96"
- Transom height43"
- Transom width85"
- Gunwale length20'9"
- Depth amidship42"
- Weight (approx.)2,360 lbs.

192

ANGLER





Fair weather or foul, the Chesapeake gets you out where they're biting and back again. She's the easy-to-trailer cuddy cabin that has what it takes to take you through any water in style, comfort and safety.

A newly designed cabin (more head room and opening bulkhead), full-sized "V" berths and sliding, weatherproof forward hatch give you solid comfort below. Topsides, there's an extra-large cockpit with pedestal helmsman and companion seats, and two removable bait wells. The Chesapeake . . . 21 feet of pure family boating pleasure.

STANDARD FEATURES:

- HAND LAYUP FIBERGLASS CONSTRUCTION
- POSITIVE FOAM FLOTATION
- Ventilating tempered-glass windshield
- Deluxe, color-keyed vinyl interior
- Custom woodgrain instrument panel with tachometer, oil and temperature gauges, ampmeter
- Two removable bait wells (aft deck)
- Swivel, pedestal-mounted helmsman and companion chairs
- Thick vinyl-covered bunk cushions
- Fiberglass cabin inner-liner and nylon headliner
- Attractive cabin door and opening bulkhead
- Sliding, forward deck hatch
- Quilted, full-length side storage shelves
- Custom hardware group
- Anodized bow and side rails
- Molded, non-skid deck and walkway
- Bilge pump; bilge blower
- 36 gallon gas tank with mechanical gauge

- Horn
- Standard power unit — 120 h.p.
- BIA approved lighting and ventilation

FACTORY OPTIONS AVAILABLE:

- Top and side curtains
- Aft curtain
- Mooring cover
- Sleeper seats
- Jump seats
- Windshield wipers
- Cockpit galley unit
- Marine head
- Engine options available to 245 h.p.

SPECIFICATIONS:

- Centerline length 21'2"
- Beam amidship 96"
- Transom height 46"
- Transom width 82"
- Gunwale length 22'10"
- Depth amidship 45"
- Weight (approx.) 2,550 lbs.


212

CHESAPEAKE





Flagship of the Grady-White fleet . . . the elegant Nassau. The ultimate in a trailerable express cruiser, you'll appreciate her many fine features — from lapstrake design to attractive, hardwood cabin door — from fresh water sink to plush cabin interior. She moves her sleek good-looks through the water with the pride of an aristocrat. She handles with the reflexes of a cat. She's 21 feet of sheer beauty. And, you'll skipper her with the pride that comes from owning the very finest. Nassau . . . the ultimate forward move.



STANDARD FEATURES:

- HAND LAYUP FIBERGLASS CONSTRUCTION
- POSITIVE FOAM FLOTATION
- Ventilating tempered-glass windshield; sliding, side cabin windows
- Deluxe, color-keyed vinyl interior
- Custom woodgrain instrument panel with tachometer, oil and temperature gauges, ampmeter
- Folding helmsman and companion chairs
- Thick vinyl-covered foam bunk cushions
- Fresh water sink with storage cabinet
- Fiberglass cabin inner-liner and nylon headliner
- Attractive cabin door with companionway hatch
- Quilted, full-length side storage shelves
- Anodized bow and side rails; cabin-top handrails
- Non-skid deck and walkway
- Bilge pump; bilge blower
- 36 gallon gas tank with mechanical gauge
- Trumpet horn

- Standard power unit — 120 h.p.
- BIA approved lighting and ventilation

FACTORY OPTIONS AVAILABLE:

- Top and side curtains
- Aft curtain
- Mooring cover
- Sleeper seats
- Pedestal chairs
- Jump seats
- Windshield wipers
- Cockpit galley unit
- Marine head
- Engine options available to 245 h.p.


SPECIFICATIONS:

- Centerline length 21'2"
- Beam amidship 96"
- Transom height 43"
- Transom width 82"
- Gunwale length 22'10"
- Depth amidship 42"
- Weight (approx.) 2,800 lbs.

212-C

NASSAU





Now that you've had a chance to look over the Grady-White line for '73, let us leave you with these final thoughts about Grady-White quality.

- The most modern equipment and techniques are employed in the manufacturing of Grady-White boats. With our brand new plant facilities totaling over 160,000 sq. ft., we are able to move our boats through uncrowded, unhurried assembly lines to bring you unsurpassed craftsmanship. Remember, "quality, not quantity" is our motto.
- All gel coats, vinyls, — in fact, *all* materials — are of the finest quality available.
- Mold room methods include hand layup with layers of roving and mat that overlap at the keel and other stress areas.
- Unlike many manufacturers, the hull stays in the mold until it is properly cured and the stringers have been glassed-in to insure a truly undistorted hull.
- Careful attention to even hull weight distribution and beam width, makes all Grady-White boats easily trailerable.
- Interior space is engineered for maximum use, giving you important, additional seating and storage room for relaxed, uncrowded boating pleasure.
- Grady-White boats are rigorously tested so that they meet or exceed BIA certification requirements, such as the BIA maximum horsepower ratings, load capacities, lighting, steering mechanisms, engine compartments and bilge ventilation systems and flotation.

We are confident that you will have the same pride of ownership in your Grady-White boat that we have had in its construction.

Warranty

This warranty is in lieu of any other warranty expressed or implied. National Boat Works, Inc. warrants to the original purchaser, each boat manufactured by National Boat Works, Inc., to be free of defects in material and workmanship for a period of one year from date of purchase, when purchased from an authorized dealer. Excluded from this warranty are engines, outdrives, propellers, controls, mechanical steering, bilge pumps and any other part expressly warranted by the manufacturer thereof. Also excluded are gel coats, chrome, windshields, glass breakage and upholstery. Boats subjected to misuse, abuse, negligence, or used for racing are expressly excluded from this warranty. Any repairs authorized by our factory in writing will be repaired at the factory in Greenville, North Carolina or at our option by our authorized dealer. Transportation charges to and from the place of repair will be the responsibility of the owner. National Boat Works, Inc. reserves the right to make changes in design and materials without being obligated to incorporate such changes in products manufactured prior to incorporation of such changes.



GRADY-WHITE BOATS

FROM NATIONAL BOAT WORKS, INC.

P. O. Box 1527 ■ Greenville, North Carolina 27834



VISIT YOUR GRADY-WHITE DEALER